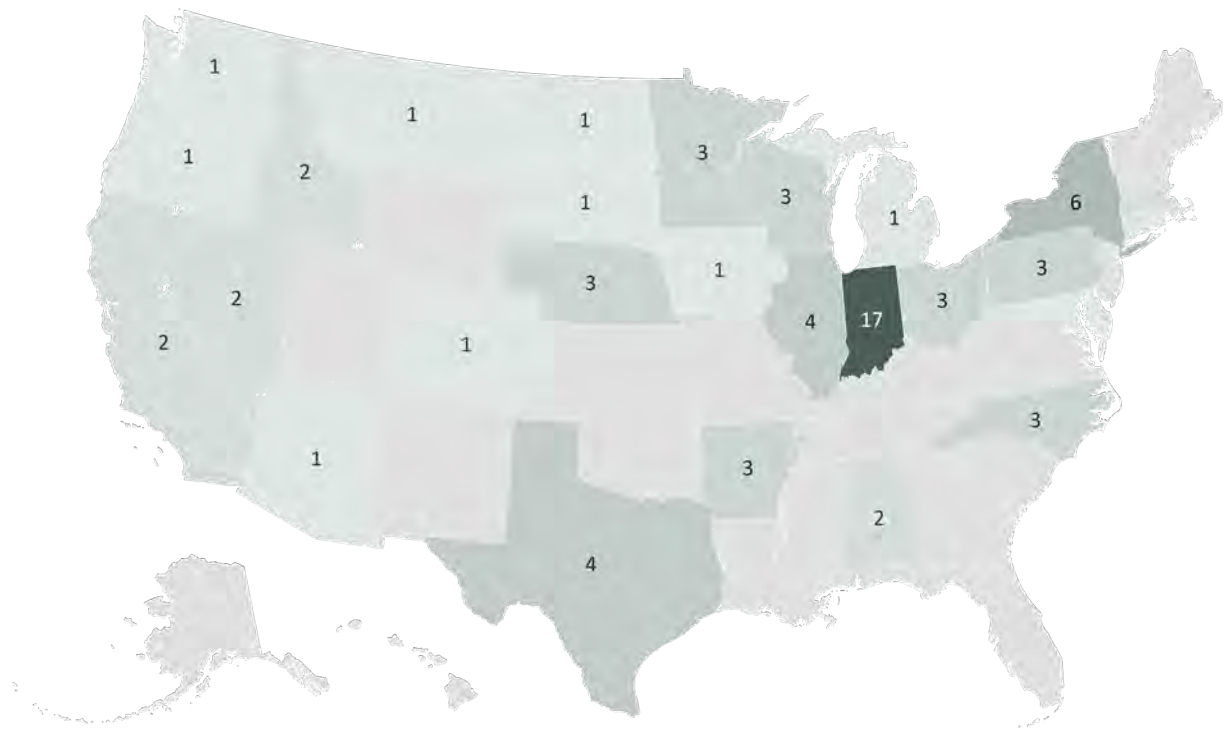


# Addressing Chronic Lung Disease: Addressing COPD Public Health & Healthcare Providers Survey

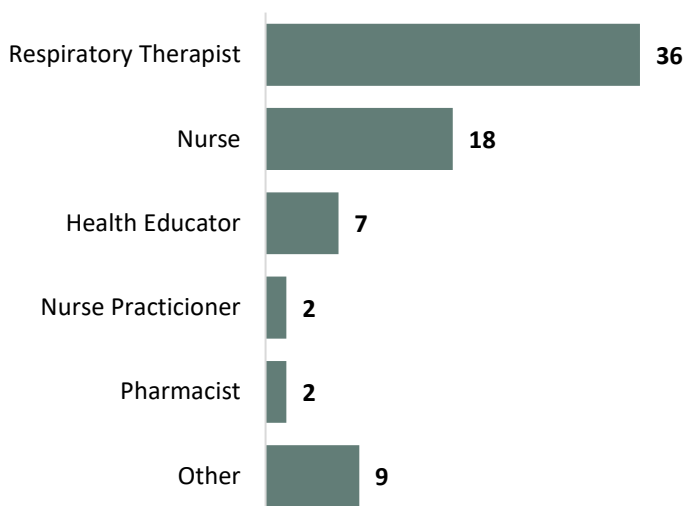
Prepared by the **Research & Evaluation Group** at Public Health Management Corporation for the American Lung Association

Seventy-four (74) responses to the survey were analyzed for this report.

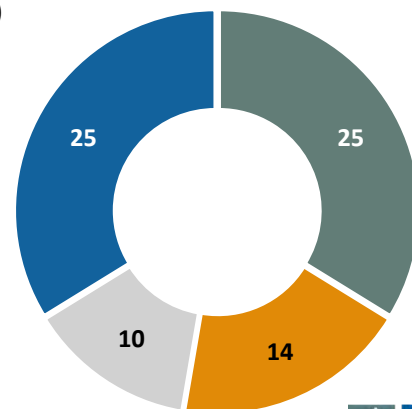
Survey respondents reported working in 27 states and Washington, D.C. Most (n=17, 23%) survey respondents work in Indiana. (n=74)



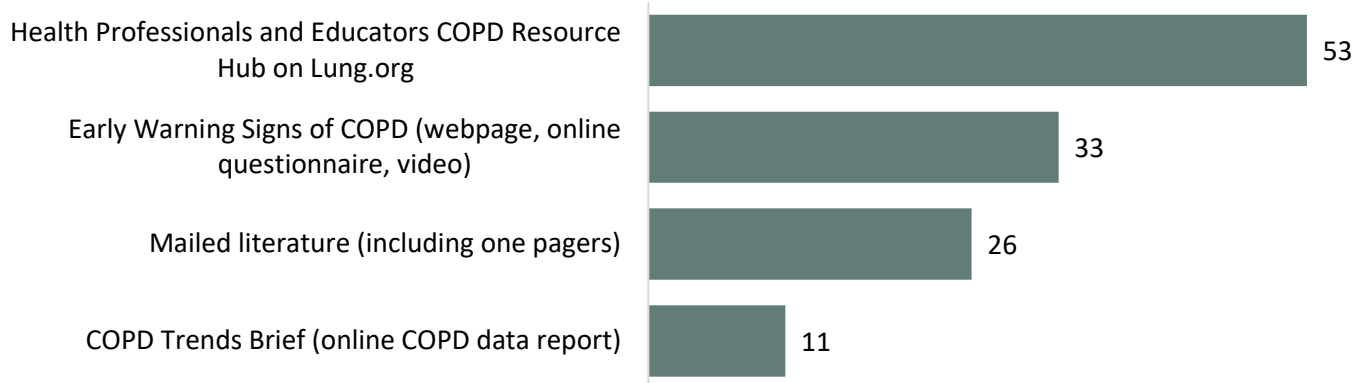
Most (n=36, 49%) survey respondents identified as Respiratory Therapists. (n=74)



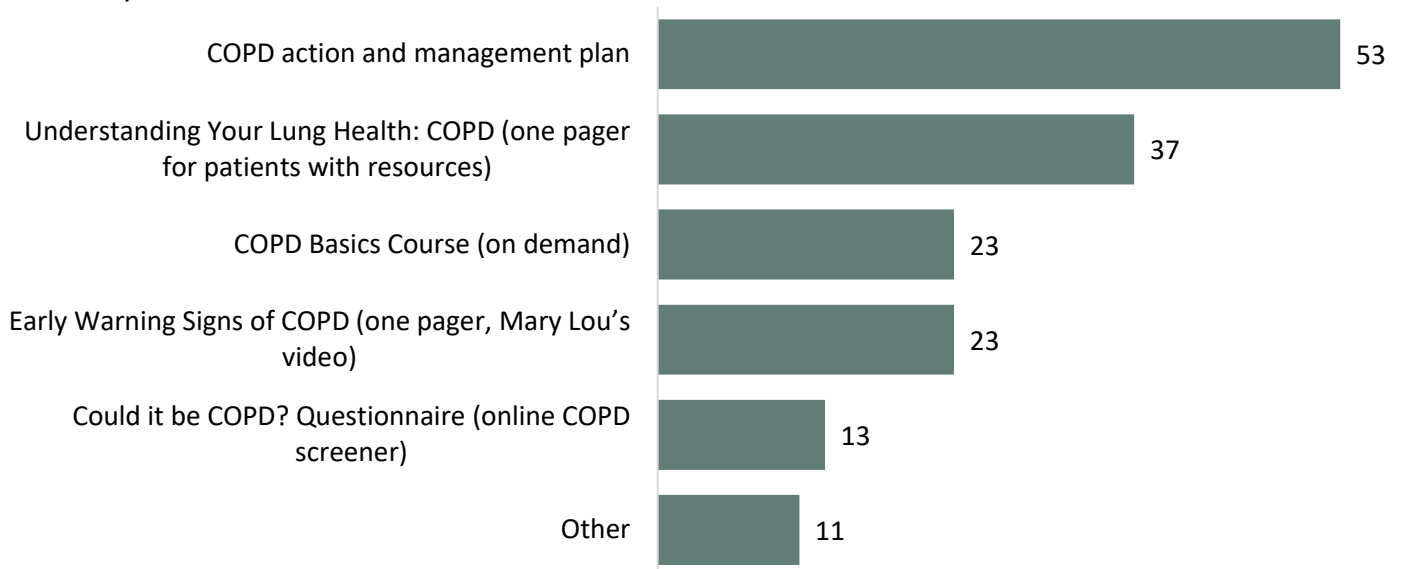
An equal number of respondents reported working in rural (34%) and urban (34%) areas. Fewer individuals work in small cities or towns (19%) and suburbs (14%). (n=74)



In the past year, the most accessed digital resource was the Health Professionals and Educators COPD Resource Hub. (n=123)



The COPD action and management plan was the resource that most respondents planned to share with their patients. (n=160)



Some of the resources identified by respondents who answered "Other" are:

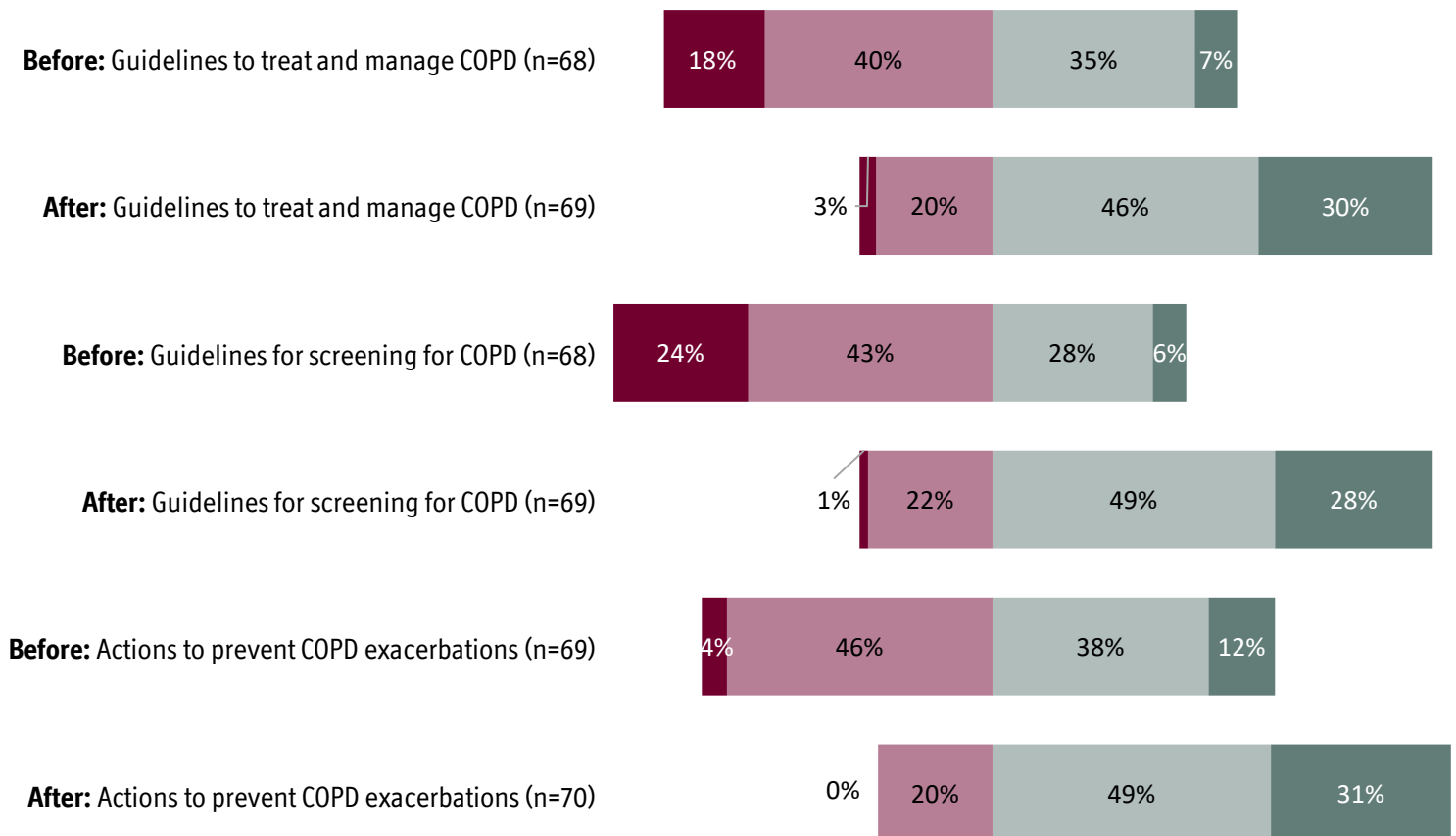
- "Support and general info"
- "CAT assessment"
- "COPD educational packet"
- "Dept of Veteran's Affairs handouts"
- "COPD meds"
- "Asthma"
- "MDI instruction sheets"

When asked **“Have you, or do you, plan to share at least one resource from a training or course?”** most respondents answered **“yes”** (n=63, 89%). Few respondents answered **“no”** (n=4, 6%) and **“N/A”** (n=4, 6%) . (n=71)

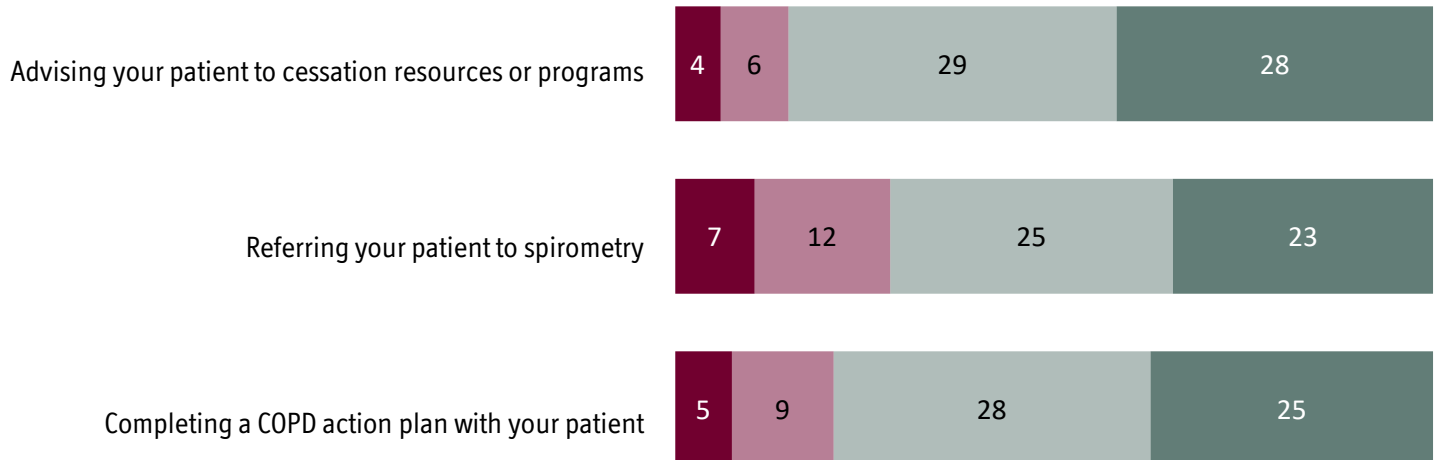
Overall, most respondents indicated that they **would** recommend the trainings or courses that they had taken.

- Of the 44 respondents who took the COPD Educator Course, **95% (n=42) would recommend** it.
- Of the 29 respondents who took COPD Basics, **97% (n=28) would recommend** it.
- Of the 14 respondents who took the COPD Overview Course, **93% (n=13) would recommend** it.
- Of the 19 respondents who took the Better Breathers Club Facilitator Training, **95% (n=19) would recommend** it.

**Knowledge** was assessed on a four-point Likert Scale (**Not At All Knowledgeable** – **Somewhat Knowledgeable** – **Very Knowledgeable** – **Extremely Knowledgeable**). For each criteria, respondent self-reported knowledge increased after training.



Respondents were asked to respond to the question “How much did your level of **confidence** change after you received COPD education or resources?” on a simple four-point scale (N/A – Did not change – Increased a little – Increased a lot). For each category, most respondents described an increase in confidence. (n=67)



Approximately half of the respondents (n=34, 52%) met regularly with patients over the past month, while 48% (n=32) did not meet with patients.

On average, the respondents that met regularly with patients discussed **cessation resources** with 34 patients (min: 1, max: 50).

Similarly, these respondents referred an average of 34 patients to a **specialist** (min: 0, max: 100).

Respondents were prompted to describe additional gaps or training needs they may have after receiving COPD education. Suggestions included:

- “Information on how to get the patients the items/equipment they need.”
- “Evidence based practice on oxygen therapy for patients with COPD.”
- “An updated version of the pulmonary rehab listing in our state.”
- “How to get the doctors on board”
- “Monthly or quarterly ongoing group updates or checkins to build network”
- “Putting it all together. We made a COPD folder to give to the patient with all the information. We go over all the sheets with every treatment.”